

# SCX SERIES

Commercial Lighting

**WESTGATE**  
THE FUTURE IS HERE...AND IT'S QUITE BRIGHT!

SCX-4FT-40W-MCT-D-IDL



**MCT**

Custom:



Selection:

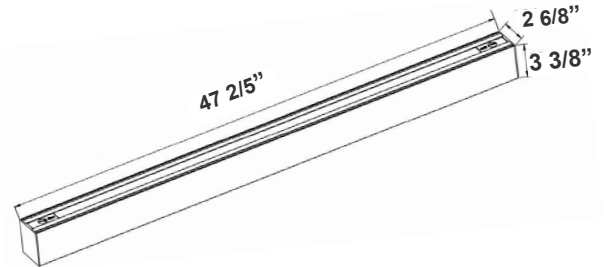


Customer Name: \_\_\_\_\_

Project Name: \_\_\_\_\_

Note: \_\_\_\_\_

Type: \_\_\_\_\_



47 2/5"(L) x 2 6/8"(W) x 3 3/8"(H)

The SCX series offers the best and the most comprehensive selection for linear lighting. The various available lengths and widths allow the creation of the desired shape to elevate the areas aesthetics to a unique and modern look while providing an impressive illumination for the occupants. Ideal for, retail locations, offices, lobbies, conference rooms, reception areas, hallways, educational facilities, hotels, and restaurants. FEATURES: Superior Architectural Look Energy-efficient: Low Wattage Consumption & High Lumen Output Easier Wire Management & Install Variety of Mounting Options Multi Color Temperature (Selectable Switch Inside Fixture) Variety Of Factory Customizations Available

## Features

- LED Superior Architectural Lights
- Special White-Reflector Indirect Lens
- MCT: Multi Color Temperature (Selectable with Switch Inside Fixture)

## Technical Specifications

### Electrical:

- Voltage: 120-277VAC 50/60Hz
- Wattage: 40W
- Power Factor: >0.95
- Total Harmonic Distortion: ≤ 20 %

### Mechanical:

- Low Profile Modern Design
- Aluminum Housing With Matte White Finish
- IP Rating: IP54
- Operating Temperature: -13°F~104°F
- Suspended, Requires Suspension Cables (Not Included) See Page 2
- Power Cord comes out through the Suspension Hole on the End of the Fixture from the Top

### Lighting:

- Dimmable: 0~10V Dimming
- Total Lumens: 4710LM
- Color Temperatures: 3000K/3500K/4000K
- Multi-CCT(Selectable Switch Inside Fixture)
- Color Rendering Index: CRI ≥ 80
- 50,000 Hours Rated Life
- 5-Year Warranty
- Beam Angle: 104.8°(H) x 100.5°(V)

### Applications:

- Ideal for offices, hotels, corridors, saloons, libraries, meeting rooms, conference halls, and the best solution for modern lighting solutions
- It can be used in any indoor applications

### Other Models:

• 20W | 2390LM | SCX-2FT-20W-MCT-D-IDL • 30W | 3551LM | SCX-3FT-30W-MCT-D-IDL • 60W | 7102LM | SCX-6FT-60W-MCT-D-IDL • 80W | 9420LM | SCX-8FT-80W-MCT-D-IDL

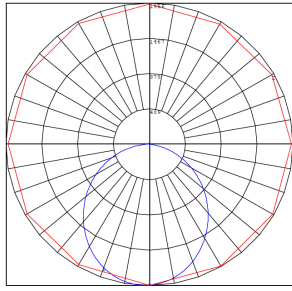
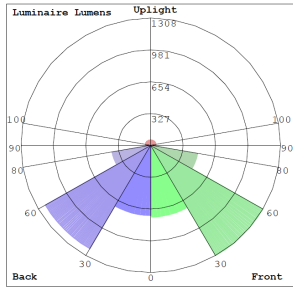


Phone: (877) 805-2252 | Fax: (877) 805-2252  
www.westgatemfg.com |

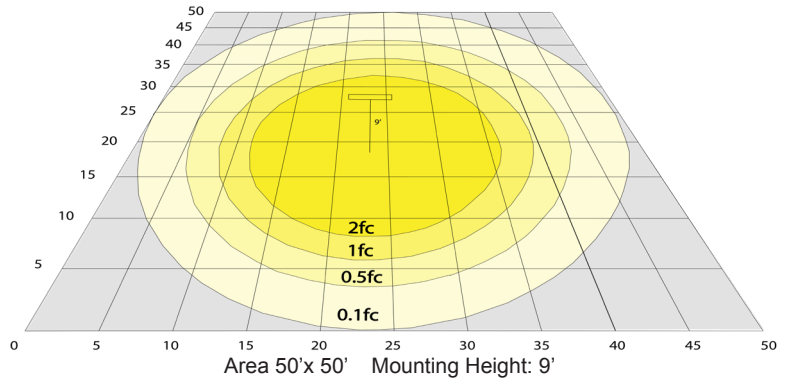


WG-06022022

## Photometrics: SCX-4FT-MCT-D-IDL



BUD Rating: B2-U3-G1



## Other Views:



Side View



Front View



Back View

## Performance Table: SCX-4FT-MCT-D-IDL

MODEL NO.	Wattage	Voltage	Lumens	Color Temp.	BUG Rating	LPW
SCX-4FT-40W-MCT-D-IDL	40W	120~277V	4710LM	3000K 3500K 4000K	B2-U3-G1	118

## Sample Ordering

Model	Size	Wattage	Color Temp.	Feature	Lens
SCX	4FT	40W	MCT	D	IDL

## Accessories:

- Blank = No Option For Accessories  
**SCL-CS1-6FT** = ADJ. 6FT 1/16in SINGLE SUSPENSION CANOPY SET WITH KEYHOLE END CONNECTOR, NON-POWER SIDE  
**SCL-CS1P-6FT** = ADJ. 6FT 1/16in SINGLE SUSPENSION CANOPY SET WITH KEYHOLE END CONNECTOR, POWER SIDE WITH SJTW18/5 WHITE CORD  
**SCL-CS1P-6FT-NC** = ADJ. 6FT 1/16in SINGLE SUSPENSION CANOPY SET WITH KEYHOLE END CONNECTOR  
**SCL-GS10** = ADJ. 10FT 1/16in DOUBLE SUSPENSION CABLE WITH SINGLE KEYHOLE CONN., LOOP GRIPPER ON TOP  
**SCL-GS20** = ADJ. 20FT 1/16in DOUBLE SUSPENSION CABLE WITH SINGLE KEYHOLE CONN., LOOP GRIPPER ON TOP  
**SCL-6FT-SJTW18/5** = 6ft White Cord, SJTW 18 AWG 5-Conductor (Black, White, Green + Purple & Gray for 0-10V Dimming)  
**SCL-6FT-SJTW18/5-100FT** = 100ft Roll of White Cord, SJTW 18 AWG 5-Conductor (Black, White, Green + Purple & Gray for 0-10V Dimming)  
**SCL-6FT-SJTW18/5-100FT-BK** = 100ft Roll of Black Cord, SJTW 18 AWG 5-Conductor (Black, White, Green + Purple & Gray for 0-10V Dimming)  
**SCL-6FT-SJTW18/6-100FT** = 100ft Roll of Black Cord, SJTW 18 AWG 6-Conductor (Black, White, Green + Purple & Gray for 0-10V Dimming + Red for Backup Invertor)  
**SCL-AH** = Heavy-Duty Auxiliary Hook for Up To 1/16" Aircraft Cable  
**SCL-ASC-500FT** = 1/16" 500 ft. Steel Aircraft Cable Suspension  
**OPT-FWH-63/65/66** = This is a 6FT 3/5/6-Wire Whip option

\* More Mounting Options Refer to page 3

## Factory-Installed Options:

- Blank = No Option For Accessories  
**OPT-HBC-125BS-WH** = 10FT, 15A, 125V, 18/3 STR, WHT

\* More Factory-Installed Options Refer to page 3

## SUSPENDED MOUNTING ACCESSORIES (NOT INCLUDED)



## FACTORY-INSTALLED OPTIONS:




## Example:

- SCX-4FT-40W-MCT-D-IDL (For SCX 40W MCT fixture 120-277V)
- SCX-4FT-40W-MCT-D-IDL (For SCX 40W MCT fixture 120-277V)  
OPT-HBC-125BS-WH (10FT, 15A, 125V, 18/3 STR, WHT)

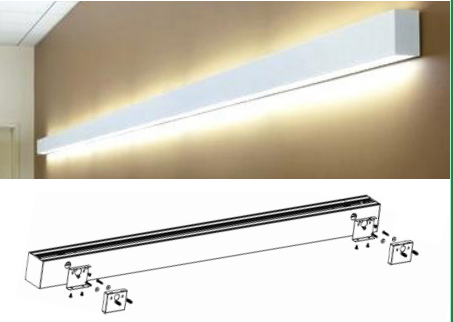


## LIGHTS SCX FLEXIBLE LENS ROLL 25FT OR 100FT

Model	SIZE	DESCRIPTION	
SCX-FLEXLENS-25FT	25FT	Flex lenses can be cut to different lengths, enabling precise customization according to the installation area. This allows for a seamless fit, reducing gaps or visible transitions between different sections of the SCX lights	
SCX-FLEXLENS-100FT	100FT		


## MOUNTING OPTIONS:

### WALL MOUNTING


Model	DESCRIPTION	
OPT-SCX-WM-4FT	Install this optional wall mounting brackets on the back of the fixture. Connection cables will enter the fixture through one of these wall-mounting brackets. On your purchase order, please specify the position of where your wire entry from the wall.	

## FACTORY-INSTALLED OPTIONS:

### COLOR OF YOUR CHOICE

Model	DESCRIPTION	
OPT-SCX-CLR-4FT	Add this option and specify your desired color on your purchase order or provide a swatch to match. For painted flanged fixture or optional rod, mounting set please also add the relevant option below for each fixture.	

### EMERGENCY BATTERY BACKUP

Model	DESCRIPTION	
OPT-EM-CM1INT	This is an option for a 90-minute backup battery installation. If you need to order this series for the fixture, please have your purchase order ready and call us or specify on the order which fixture to install this option and the test button.	

### WOOD TRIMS

Model	DESCRIPTION	
OPT-SCX-WK01-4FT-MAPLE	4FT MAPLE FINISH	
OPT-SCX-WK01-4FT-WALNUT	4FT WALNUT FINISH	
OPT-SCX-WK01-4FT-FREOAK	4FT FRENCH OAK FINISH	
OPT-SCX-WK01-4FT-EBONY	4FT EBONY FINISH	




**COLOR CHART:** \* Choose from one of our Premium Colors with no set-up fee.

**Gloss:**



**Hammer:**



**Texture:**



**Vein:**

